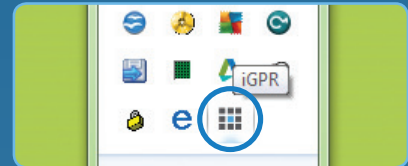



With the advent of patient access to medical records through the NHS Patient Online programme, before GPs enable this facility, assuring that the record content is appropriate for patient review is of paramount importance.

The iGPR Patient Online Toolkit will screen a patient's electronic medical record to notify your Practice if there are potential third party or sensitive entries that may require redacting before patient access is enabled (or, on rare occasions, access is declined).

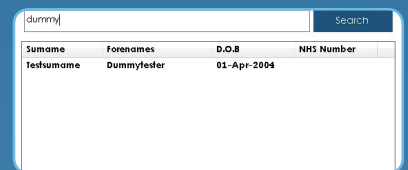
1 Launch iGPR from the system tray - double click on the icon shown:



2 Click the NHS Patient Online icon from the home screen in iGPR.



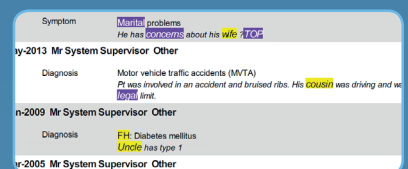
3 Type in patient name and search for and select your patient.



4 Click create report and the report highlighting potentially sensitive or third party information will be displayed.



5 Now action the report from this screen, or save as a PDF for onward workflowing and action later.





Patient Online